

ACTIVITY REPORT

1. **Title of Activity:-**


Workshop –Terracotta Pottery & Mural Making
(Terracotta tiles mural)
By. Art.GauravKaingade.

2. **Date & venue:-** 15August 2019

Kalaprabodhini's Institute of design
Kolhapur.

3. **Outcomes of activity:**

- Terracotta mural making helps the students to unlock their creative capacities, inviting them to take a risk, share their experiences and illustrate the world as they see it.
- Playing with modelling clay or pottery clay can help students develop important skills and competencies.
- To interact harmoniously with others.
- appreciates the similarities and differences between individuals (compares his/her achievements to those of others)
- pays attention to other people's work, ideas and feelings
- identifies with his/her social and cultural environment
- In discussing the classroom activity, relating his/her experience, and requesting help (with tools and materials)
- improves his/her communication skills (comprehension and expression)
- listens to what the other person is saying, stays on topic, tells a story (understands concepts of time, space and sequence—beginning, middle and end), describes an event, delivers a message, asks questions, offers opinions, and expands his/her vocabulary (by identifying actions and materials, making associations, expressing thoughts and feelings)
- **Understand the Natural sciences**
 - Like Impressions of natural objects (pine cones, leaves, seashells, peach pits)
 - Models of animals, insects, birds
 - Concept of evaporation (some kinds of clay dry out if exposed to air)
- The activity helps students to keep in mind how the mural will be viewed. It means increase the imagination power.
- The student had working with artist and incorporates design elements that multiple levels of artist can accommodate.
- Combining carefully thought – out design ideas with quality
- Improve the capability of passions



4. Description of activity:

- Introduction of an Art. Gourav Kaingade.given by Ar. Kedar Kulkarni.
- Art. GouravKaingadegive the brief knowledge about terracotta pottery making, what basic points should be considered before potter making.
- What precautions should be taken for making perfect mud for pottery making.
- He carries with him two types of mud.
- In first section he shows how to make pottery on electrical wheel.
- After that he distribute the two types of mud to each student.
- Students explore their ideas with 3d in mud tile mural.
- Collage staff also try to make some terracotta pottery on electrical wheel with the guidance of art. Gaurav Kaingade.

5. Activity Experience:

a. Outcome wise description of observations/explanations

- Enhance the imagination power.
- Handling the 2 different types of mud with their advantages & disadvantages.

b. The concept learn as the result of activity

- To handle all type of materials.
- Increase the capacity to think in 3 Dimension.

c. Application of observation/experience in professional life/work


- Using murals with breathtaking ideas to make your home heaven-like from a designer's point of view.

d. Summary & conclusion

- The activity is a perfect to handle the all types of materials with their properties.

6. Assessment of activity outcomes:

- The activity helps students to reduce stress and increase the imagination power as well as concentration and dedication of work.
- Increase the knowledge about exact the procedure of special mud prepared for pottery making.



7. Photographs:

Introduction given by Ar. Kedar Kulkarni.



Art. Gaurav Kaingade share his thoughts to students.




Art. Gaurav Kaingade, Art. Saroj Parijat & Ar. Sayli Shirke doing pottery work.



Terracotta tiles mural done by students.



Work done by students.



KALAPRABHODHINI INSTITUTE OF DESIGN, KOLHAPUR		
FIRST YEAR- B.DES 2018-19		
ACTIVITY: <i>Pottery & Mural Making</i>		
ROLL NO	NAME	ATTENDANCE
1	Arwade Pratik Pankaj	P
2	Bhadrecha Jasraj Umesh	P
3	Deshpande Pradhumnya M.	P
4	Doshi Parth Umesh	A
5	Gadgil Rutuja Nandkumar	P
6	Galande Sejal Sandeep	P
7	Ghate Pranoti Ajay	P
8	Ghale Akshay Balasaheb	P
9	Joshi Mithila Rajendra	P
10	Kahnurkar Shreya Shripad	P
11	Kulkarni Aditee Hemant	A
12	Kulkarni Sanchita Dattatray	P
13	Kulkarni Vedika kailas	P
14	Mali Gayatri Pradip	P
15	Mohite Rutuja Ajit	P
16	Mutalik Nidhi Sandeep	P
17	Naik Aarti Atmaram	P
18	Nalawade Manasi Milind	P
19	Naregal Ayushi Sanjay	P
20	Nikam Sayali Sunil	P
21	Pallavkar Kais Illias	A
22	Patil Ashitosh Adhikrao	P
23	Patil Dnyaneshwari J.	P
24	Patil Omkar Vinayak	P
25	Patil Rutika Vijay	P
26	Patil Rutuja Ashok	P
27	Patil Saloni Abhijit	P
28	Phatak Shreyas Shrinivas	P
29	Potadar Namrata Uday	A
30	Rane Vishakha Dattatray	P
31	Salokhe Pawan Sunil	P

KALAPRABHODHINI INSTITUTE OF DESIGN, KOLHAPUR		
SECOND YEAR- B.DES 2018-19		
ACTIVITY: <i>Pottery & Mural Making</i>		
ROLL NO	NAME	ATTENDANCE
1	Awari Harshala Dhondiba	P
2	Desai Punnya Nandkishor	P
3	D'souza Loyce Kojama	P
4	E.M. Sahad	A
5	Fenandes Biyanka Krijol	P
6	Gurav Rutika Vijay	P
7	Jadhav Ankita Dinkar	P
8	Jadhav Nikhil R	P
9	Jain Mayuri Pradeepkumar	P
10	Khadkekar Mitali Mahesh	P
11	Kokate Prajwal Satish	P
12	Kotkar Mugdha Chandrakant	P
13	Kulkarni Sai Rajiv	P
14	Lande Utkarsh Santosh	P
15	Mahindrakar Ashwini Anil	P
16	Manwani Karan Anil	P
17	Mujawar Tarib Sharif	P
18	Naik Aishwarya Anil	P
19	Oswal Janhavi Nandu	P
20	Patel Neha Dhiraj	P
21	Patil Bhagyashri Nandlal	P
22	Patil Digvijay Dilip	P
23	Patil Ganesh Rajendra	P
24	Patil Nikhil Hamant	P
25	Patil Sampada Vijay	P
26	Patil Shivani Anil	A
27	Patwardhan Gauri K.	P
28	Powar Viraj Vijay	P
29	Rajeshirke Gayatri Surendra	P
30	Sabale Divya Uttam	P
31	Sasane Saloni Anil	P
32	Sonolkar Netra Balasaheb	P
33	Vora Rutuja Sanatkumar	A
34	Yeola Suvarna Rajendra	A
35	Jagtap Asawari Suhas	A